

SPEC. INFO	FL-BC3518-9M	K65984-S001-B13
		Mar. 05. 2015

1. Model FL-BC3518-9M
2. Application For 1 Format Camera

3. Specification

3-1. Physical (As per the attached drawing)

- (1) Dimensions  $\phi$  42.0 mm  $\times$  60.5 mm
- (2) Weight 1 5 0 g
- (3) Mount C-Mount (1 – 32 UN – 2A)
- (4) Filter Screw Size M40.5 mm , P = 0. 5 mm

3-2. Optical

- (1) Focal Length 35 mm  $\pm$  5%
- (2) Max. Aperture Ratio 1: 1.8
- (3) Iris Range F / 1.8 to F / 22
- (4) Angle of View  
 Diagonal 25.7°  
 Horizontal 20.7°  
 Vertical 15.6°
- (5) Picture format 12.8 mm  $\times$  9.6 mm
- (6) Focusing Range Inf. to 0.15 m
- (7) Back Focal Length 16.8 mm (in air)
- (8) Flange Back Length 17.526 mm  $\pm$  0.05 mm (in air)

3-3. Mechanical

- (1) Focusing Mechanism Straight Helicoid  
 Rotation Angle 311°  
 Rotation Torque 0.2N·cm to 1 0.0 N·cm  
 Focus Ring can be fixed at any positions by 3 fixing screws (A) or 1 thumb screw (refer to external view)
- (2) Iris Mechanism Non-click, Close-down  
 Rotation Angle 85°  
 Rotation Torque 0.01N·cm to 3.0 N·cm  
 Iris Ring can be fixed at any positions by 3 fixing screws (B) or 1 thumb screw (refer to external view)

3-4. Vibration & Shock Test Standard

(1) Vibration Conditions

Wave	Sine Wave
Acceleration	1.96 m/s <sup>2</sup> to 59.78 m/s <sup>2</sup>
Cycle Range	10 Hz to 55 Hz
Cycle Period	3 Minutes
Duration of Vibration	120 Minutes Respectively in Three Dimensional Directions

(2) Shock Conditions

Tester	Shock Testing Machine by Dropping
Impact Force	588 m/s <sup>2</sup>
Duration of Shock	3.5 ms
Directions & Number of Times	1 Time Respectively in Three Dimensional Directions

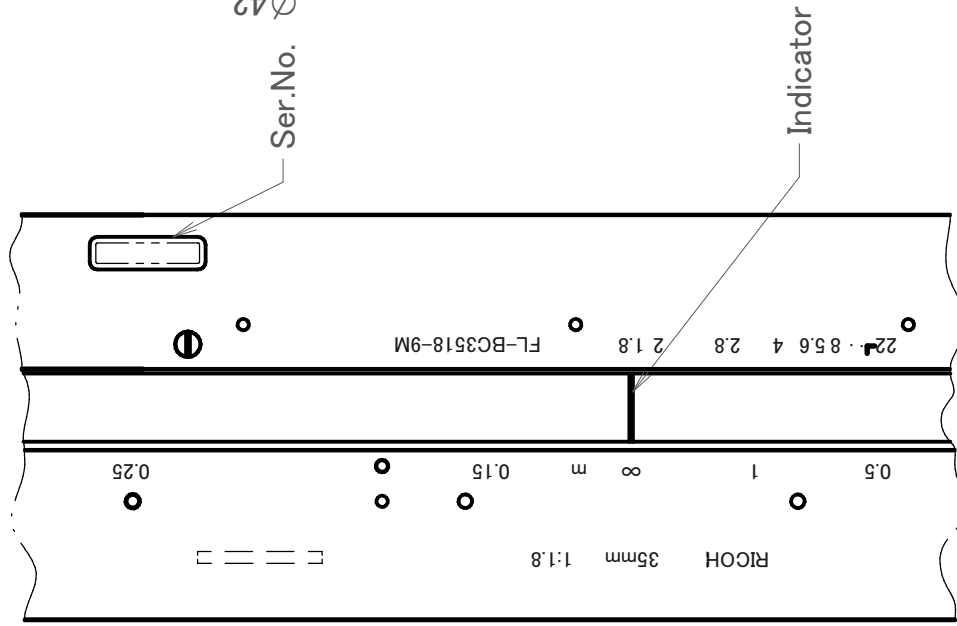
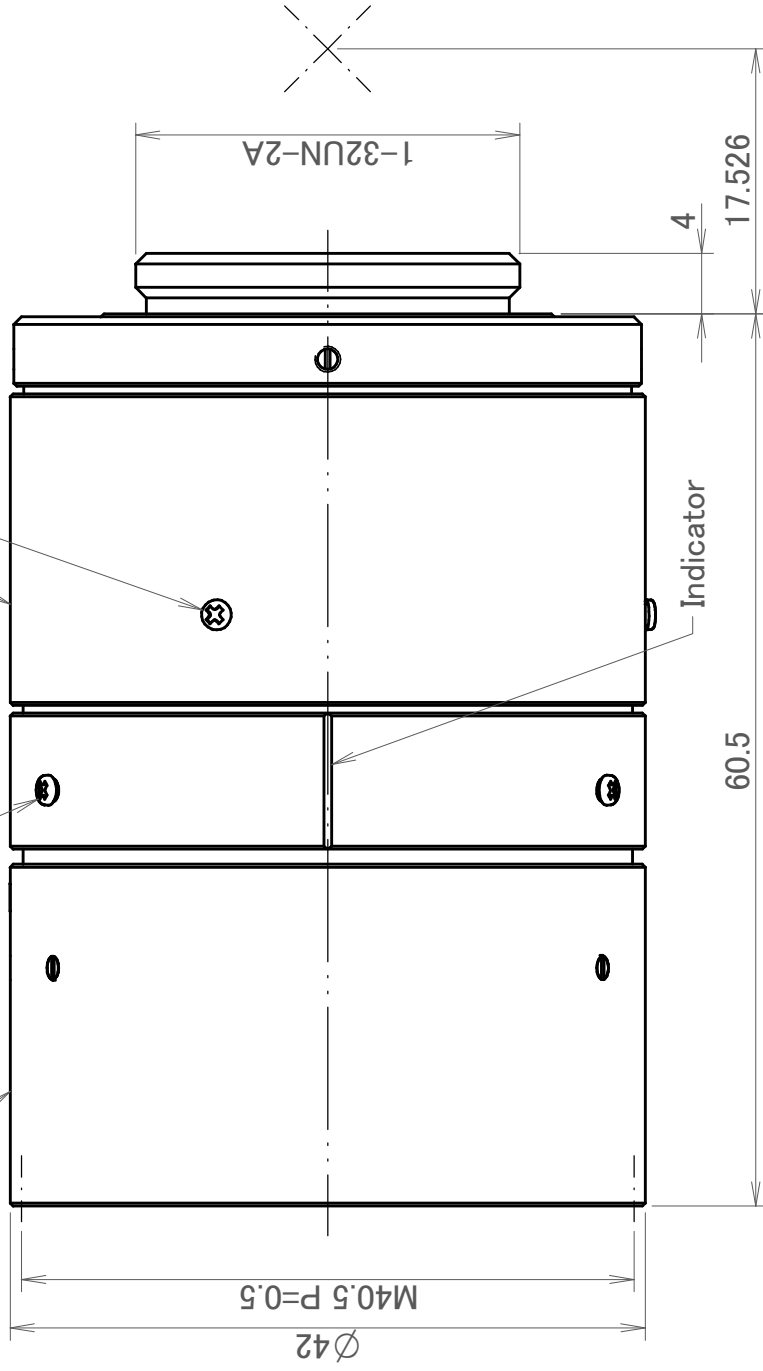
<b>SPEC. INFO</b>	<b>FL-BC3518-9M</b>	K65984-S001-B23
		Mar. 05. 2015

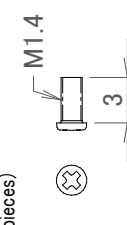
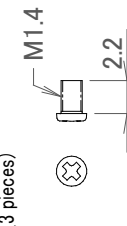
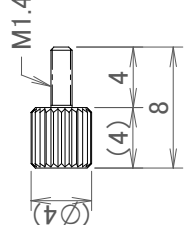
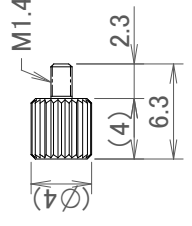
3-5. Environmental Temperature Range       $-10^{\circ}\text{C}$  to  $+50^{\circ}\text{C}$

4. Accessories

- |                                   |          |                      |
|-----------------------------------|----------|----------------------|
| (1) Front Lens Cap                | 1 piece  |                      |
| (2) Rear Lens Cap                 | 1 piece  |                      |
| (3) Fixing Screw ① for Focus Ring | 3 pieces |                      |
| (4) Fixing Screw ② for Iris Ring  | 3 pieces |                      |
| (5) Thumbscrew for Focus Ring     | 1 pieces | (for Optional Usage) |
| (6) Thumbscrew for Iris Ring      | 1 pieces | (for Optional Usage) |
| (7) Packing Box                   | 1 piece  |                      |

(A) Fixing Screw for Focus Ring  
 3 positions  
 Focus Ring  
 Iris Ring  
 (B) Fixing Screw for Iris Ring  
 3 positions



(A) Fixing Screw for Focus Ring (3 pieces) 	(B) Fixing Screw for Iris Ring (3 pieces) 
Thumb Screw for Focus Ring Optical Usage (1 piece) 	Thumb Screw for Iris Ring Optical Usage (1 piece) 

<b>SPEC.INFO</b>	FL-BC3518-9M
	K65984-S001-B33
RICOH Industrial Solutions Inc. Mar.05.2015	